

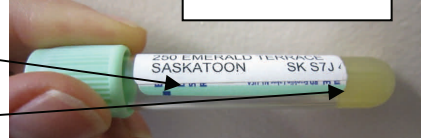
Blood Collection Tubes

- Vertical Placement on tube
- Attach label from the top down
- Tube color indicator visible
- Specimen window visible
- Bottom of patient label must not extend past tube manufacture label

TWO Identifiers required:


- PHN #
- Name (Last, First)
- DOB if no PHN# is available

9 digit PHN
Name (Last, First)
Date of Birth



Culture Bottles

- Vertical Placement on bottle
- Attach label from the top down
- Do not cover the bottle barcode



Pink Lid Containers

Urine C&S Preservative Tube (Gray top)



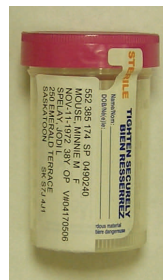
Urinalysis Tubes

Copan UTM (Red top)

ESwabs (White top)

Other C&S Swabs

- Vertical placement on container
- Attach label from the top down
- To ensure patient label **does NOT** extend past bottom of tube, label **shall NOT exceed 2 5/8" x 1" or 6.7 cm x 2.5 cm** on Gray, Red or White top tubes



Specimen identification starts at the site of collection for our patients. To ensure our patient's **specimen** identification is a priority for quality labelling shall be performed at the bedside.

