









## Trained Observer

### DOFFING Personal Protective Equipment (PPE) Procedure

**\* HIGH RISK**

<b>Doffing Activities - Trained Observer</b> <ul style="list-style-type: none"> <li>Pick up any items on the floor prior to taking <b>off</b> PPE</li> <li>Take <b>off</b> gloves, gown, shoe covers and face shield in the designated anteroom</li> <li>The healthcare worker (HCW) may assist with taking <b>off</b> gown if needed</li> </ul> <p><b>PPE items shall be removed slowly and carefully and discarded one piece at a time in a hands-free waste receptacle</b></p>	
<b>1. Take <b>off</b> gloves</b>	
	<ul style="list-style-type: none"> <li>Glove-to-glove, then skin-to-cuff</li> <li>Discard one at a time – do not ball gloves together to minimize risk of self-contamination</li> </ul>
<b>2. Hand hygiene</b>	
	<ul style="list-style-type: none"> <li>Perform hand hygiene</li> <li>Follow the Sanitize Your Hands or Wash Your Hands SHR resources</li> </ul>
<b>3. Gown</b>	
	<ul style="list-style-type: none"> <li>HCW unfasten the back, starting at neck, then waist tie(s)</li> <li>Slide 2 fingers under cuff of gown, pull hand into gown. Using covered hand, grab opposite sleeve of gown and pull over hand.</li> <li>Fold gown inward, rolling it outside-in, away from you</li> </ul>
<b>4. Hand hygiene</b>	
	<ul style="list-style-type: none"> <li>Perform hand hygiene</li> <li>Follow the Sanitize Your Hands or Wash Your Hands SHR resources</li> </ul>
<b>5. Put <b>on</b> gloves</b>	
	<ul style="list-style-type: none"> <li>Ensure your hands are dry</li> <li>Put <b>on</b> gloves to remove shoe covers</li> </ul>
<b>6. Shoe covers</b>	
	<ul style="list-style-type: none"> <li>Sit on a clean wipeable chair</li> <li>If range of motion allows, with knees apart, lift heel keeping toe planted and slip off heel, then lift toe keeping heel planted and slip off front of shoe</li> <li>Discard one at a time</li> </ul>

7. Take <b>off</b> gloves		
		<ul style="list-style-type: none"> <li>• Glove-to-glove, then skin-to-skin</li> <li>• Discard one at a time – do not ball gloves together to minimize risk of self-contamination</li> </ul>
8. Hand hygiene		
		<ul style="list-style-type: none"> <li>• Perform hand hygiene</li> <li>• Follow the Sanitize Your Hands or Wash Your Hands SHR resources</li> </ul>
9. Face shield		
		<ul style="list-style-type: none"> <li>• Handle only by the strap, grasp the strap where it meets the foam band and pull it out and up</li> </ul>
10. Hand hygiene		
		<ul style="list-style-type: none"> <li>• Perform hand hygiene</li> <li>• Follow the Sanitize Your Hands or Wash Your Hands SHR resources</li> </ul>
11. Put <b>on</b> gloves		
		<ul style="list-style-type: none"> <li>• Ensure your hands are dry</li> <li>• Put <b>on</b> gloves to clean shoes</li> </ul>
12. Clean shoes		
		<ul style="list-style-type: none"> <li>• Sit on a clean wipeable chair designated to clean shoes</li> <li>• HCW to give trained observer hospital-grade disinfectant wipes using one wipe for each shoe</li> <li>• Wipe top, sides and bottoms of each shoe</li> </ul>
13. Take <b>off</b> gloves		
		<ul style="list-style-type: none"> <li>• Glove-to-glove, then skin-to-skin</li> <li>• Discard one at a time – do not ball gloves together to minimize risk of self-contamination</li> </ul>
10. Hand hygiene		
		<ul style="list-style-type: none"> <li>• Perform hand hygiene</li> <li>• Follow the Sanitize Your Hands or Wash Your Hands SHR resources</li> </ul>